
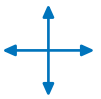


“How do I give my do-it-yourself customers all the options they want?”



With the industry's most compact and configurable self-serve system.



JetWash

Advantages for you and your customers.

- Compact footprint minimizes space needed in the equipment room.
- Flexible design allows you to configure the unit with the exact options your customers want.
- Advanced technology gives you precise control over each function and reduces maintenance required.



“How can I earn even more profit from my carwash business?”



4DIMENSIONS for a successful carwash business.

Most self-serve equipment is low-tech and cobbled together from off-the-shelf parts. But with Mark VII's focus on innovation, we combined the best modern technologies to create the most flexible and efficient self-serve system for your business.

Like no other system, JetWash meets your customers' demanding requirements for wash quality, speed, ease of use and design—what we call the 4DIMENSIONS of a modern carwash.

JetWash delivers an incredible customer experience combined with the business results you require. With its wide range of options and small footprint, no other self-serve system provides the flexibility to address customers' individual preferences for how they want to clean their cars.

With [4DIMENSIONS](#), discover how JetWash ensures maximum customer satisfaction and profits for you.

Compact, state-of-the-art self-serve.



Compact Footprint

JetWash accommodates up to four bays in a self-contained unit only 56" wide and 24" deep, making it easy to get through a standard-sized door and fit into a small equipment room.



Variable Frequency Drives

VFDs allow you to change the pump speed used for each wash function, giving you complete control over water and chemical consumption.



Direct Drive Motors

Direct drive runs smoother and quieter than belts and pulleys while eliminating the maintenance headache of having to regularly adjust them.



Bay Meters

Accept your choice of coins, tokens, bills and credit cards via multiple integrated card processing solutions.



In-Bay Equipment

Choose from stainless steel "economy" in-bay gear or upgrade to sleek, polished stainless steel z-booms, brush buckets and wand holders.

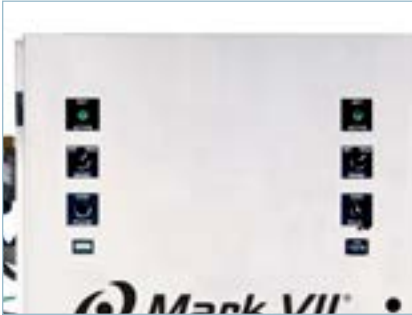


Pre-Plumbed and Pre-Wired

Intelligent routing of plumbing and wiring gives JetWash a clean look and makes it fast and easy to install, as well as easier to service.



High-quality components.



Choice of Pump Hour Meters

Choose from non-resettable mechanical hour meters or resettable LED hour meters with programmable service alerts.



Choice of Pumps

Choose between 3hp or 5hp motors for your CAT pumps to match your needs.



Chemical Injectors

Injectors provide more precise control over chemical delivery than mixing tanks and air pumps, ensuring your ability to get cars clean while controlling operating costs for consumables.



Lighted Solenoid Plugs

Solenoid plugs light up when activated for easier testing and troubleshooting.

Specifications

STANDARD FEATURES:

- High-Pressure Soap
- High-Pressure Wax
- Low-Pressure Presoak
- Low-Pressure Tire Cleaner
- High-Pressure Rinse
- Manual Override
- Rotary Coin Boxes
- Slugbuster Coin Acceptors
- Dixmor Timers
- Vaults
- 180° and 360° Booms

DIMENSIONS:

- Height: 70" / 178cm
 - Width: 56" / 142cm
 - Depth: 28" / 71cm
- (allow 12" of workspace on all sides)

REVENUE ENHANCING OPTIONS:

- Credit Card Acceptor
- Bill Acceptor
- Spot Free Rinse
- HP Rinse Temperature Selection
- Wheel Cleaner
- Bug Cleaner
- Glass Cleaner
- Bubble Brush
- Tri-Foam Bubble Brush
- Foaming Conditioner (e.g. Rain-X®)
- Tri-Foam Conditioner
- Plus Full Selection of In-Bay Options

COLD WEATHER OPTIONS:

- Weep (manual or automatic)
- Antifreeze Injection

ELECTRICAL REQUIREMENTS:

- 208–230 VAC, 60/50 Hz
 - 3HP Motors 1ø: 20 amps/bay
 - 3HP Motors 3ø: 11 amps/bay
 - 5HP Motors 3ø: 17 amps/bay
- 380–415 VAC 50 Hz
 - 3HP Motors 1ø: 20 amps/bay
 - 3HP Motors 3ø: 6 amps/bay
 - 5HP Motors 3ø: 9 amps/bay

UTILITIES:

- Minimum Water Pressure: 40 PSI / 2.8 bar (flowing)
- Maximum Water Pressure: 100 PSI / 6.9 bar (flowing)
- Water Demand Per Bay (3hp pump): 3.5 GPM / 13.2 LPM (plus ancillary demand)
- Water Demand Per Bay (5hp pump): 4.5 GPM / 17.0 LPM (plus ancillary demand)
- Minimum Air Supply: ½" line with 80 PSI / 5.5 bar
- Maximum Air Supply: ½" line with 150 PSI / 10.3 bar
- Air Consumption Demand: 1.5 CFM / 42.5 LPM per bay at 40 PSI



DRIVING CARWASH GROWTH



Total Carwash Care[®]



Expert Service



High Performance Chemical



Retail Marketing



\$ SUCCESS PLANS

PriorityPlan^{#1}

- Rapid Response 7 Days a Week
- Parts & Labor Included
- Preventive Maintenance Included
- Semi-Annual Seasonal Tune-ups
- EasyPay Chemical Program
- Marketing & Promotional Package
- 10% Discount on Chemical Program



PreventionPlan[™]

- Rapid Response 5 Days a Week
- Labor Included
- Preventive Maintenance 6 Times per Year
- EasyPay Chemical Program
- Marketing & Promotional Package
- 5% Discount on Chemical Program

Carwash means WashTec/Mark VII. Worldwide.



More than **35,000** installed machines.

WashTec/Mark VII equipment washes **over 2.75 million vehicles a day** around the globe.

Represented in over **70** countries.

More than **1,700 employees** help us shape the future of the carwash business, including over **600 service technicians**.

Over **50** years of leadership in innovation.

We set the standards in the **carwash business** – and actively push the market forward.

Total Carwash Care

Comprehensive program for service, chemicals and marketing to drive carwash growth.

www.markvii.net

